


Electrical Cabinet & Server Room Heat Detector – Industrial-Grade, AC220V 4-Wire with Relay Output, Easy Integration with Existing Control Panels, Compact Design for Space-Limited Installations

Our Product Introduction

for more products please visit us on xhafiresafety.com


Basic Information

- Place of Origin: China
- Brand Name: XHA
- Certification: CE
- Model Number: XHA8023
- Minimum Order Quantity: 1PCS
- Price: negotiable
- Packaging Details: 100pcs/carton
- Delivery Time: 3 Working days
- Payment Terms: T/T, Western Union
- Supply Ability: 10000PCS/Month



Product Specification

- Product Type: 4 Wire Heat Detector With Relay Output
- Humidity: ≤95%
- Activate Temperature: 62°C
- Contact Capacity: 6A 250VAC | Customized Request
- Sound Pressure Level: Above 80dB
- Application: Security System, Industrial Control Equipment
- Rated Operational Voltage: AC 220V
- Output: Sound And Light, Relay Output



More Images



Product Description

AC220V Power Cabinet Machine Room 4-Wire Heat Detector With Relay Output For Fire Safety System



Introduction

220V AC Power 4-Wire heat alarm with relay output is common used for industrial control equipment, power cubicle, charging pile, alarm bell etc fire warning system. This smoke alarm has the characteristics of high sensitivity, stability and reliability, small power consumption and durability. Easy to install.

Parameters

Product Name	smoke detector with relay output	Rated operational voltage	AC220V
Sound pressure level	≥80db	Static current	≤2mA
Alarm current	≤85mA	Work temperature	-10°C~+50°C,
		Humidity	≤95%.
Output	Sound&light alarm, relay output	Contact Capacity	6A 250VAC

Functions

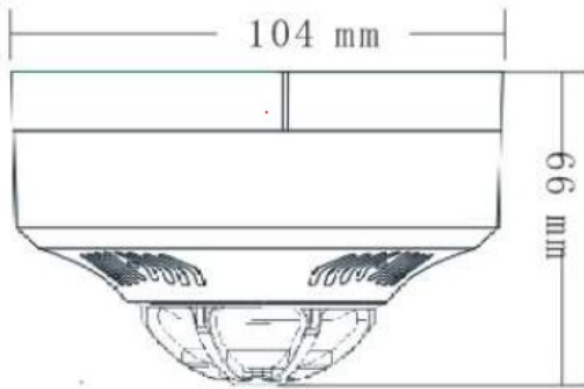
Self-test: Press the self-test button, the detector sends out the audible and visual alarm signal, and the relay operates. When the self-test button is released, the audible and visual alarm signal is restored and the relay is restored.

High temperature alarm: Under normal monitoring conditions, the detector indicator flashes every 5 seconds. When the temperature reaches or exceeds the alarm threshold, the detector indicator light is on, the buzzer sends the alarm sound signal, and the relay operates.

Alarm recovery: The alarm state will be maintained, press the self-test button for 2 seconds after release, the detector can be restored to the normal monitoring state

Installation

First drill two mounting holes with a diameter of 5mm on the ceiling 52~ 62.5mm apart. Fix the alarm base with the plug and screw. Then connect the power line and output line.install the alarm to the base in the correct direction. Press down and tighten clockwise, finally turn on the power, it works.



Product range

Conventional Fire Alarm System
Addressable fire alarm system
Gas Extinguishing control system
Beam Detector
4 wire smoke detectors with relay output.
2 wire Conventional smoke and heat detectors
Explosion-proof flame detector for fire alarm system
Standalone smoke detectors and combustible gas detector

Service

1. OEM &ODM service.
2. Provide technical support and after-sale service.
3. 1 year warranty.
4. Normally 15 working days lead time.
5. Welcome sample order.



Shenzhen Xinhe'an Technology Co., Ltd.



+8615986702194



Claire.tian@xinheantech.com



xhafiresafety.com

406,Jude Building,Zhengfeng South Road,Fuyong Street,Bao'An District, Shenzhen City, Guangdong Province.
China,518103